


## To save practice tracks from rainbowfusionenterprises.com

On a Windows PC, either:


1. Right click on the TITLE of the track, not the rectangular music player icon, and select "Save link as..." Then choose a location to save the track.

Practice Tracks: (Sung)


**Soprano/Melody**  
(This track has a tenor voice singing, (an octave lower), over the soprano instrumental track.)




Alto  
(Vocals start verse 2)



Tenor



Bass  
This track has alternate bass notes sung at the end of lines 1 & 2, and the last line. Vocals start verse 2.



or,

2. Click on the TITLE of the track. A new window or tab should open, and you will see a down arrow. Click on this arrow,, and choose a save location.



To download tracks to an Android phone, press and hold on song titles, or short press on the title and select the down button. By default, these go into your "download" folder on your phone. Then sort by time and you should find the file, and shift it somewhere more useful.

I'm sure there are ways to download on Apple devices that would be similar.